


Illuminating Global Education Through Indianic Values

NEW STANDARD GROUP OF INSTITUTES



HOME ASSIGNMENT 2023



Name.....

Class- 2nd Sec.

Branch.....

हिन्दी

1. अपनी हिन्दी सुलेख पुस्तिका का प्रतिदिन एक पृष्ठ लिखकर पेज नं० 44 तक पूर्ण कीजिए।

2. आओ बच्चों, पहले शब्द के अन्तिम अक्षर से नए-नए शब्द बनाएँ-

आश्रम, मकान, नमक _____

3. दिए गए व्यक्तियों, चीजों तथा जगहों के नामों को अलग-अलग करके लिखिए-

विराट कोहली, स्कूल, किताब, टोपी, मीना, पेंसिल

महात्मा गाँधी, दिल्ली, चिड़ियाघर

व्यक्तियों के नाम - _____

वस्तुओं के नाम - _____

चीजों के नाम - _____

4. अपनी चार अच्छी आदतें लिखिए-

(i) _____

(ii) _____

(iii) _____

(iv) _____

ENGLISH


1- Write the sounds of animals and birds from the given help box:

chirp	hoot	bark	chatter	mew
roar	moo	caw		

Crow _____



Cow _____



Dog _____



Lion _____



Cat _____



Owl _____



Monkey _____



Sparrow _____



2- Write the rhyming words of given words:

cake

ride

ship

m _____

s _____

wh _____

b _____

w _____

tr _____

t _____

h _____

sl _____

3- Fill in the blanks with correct consonant blends.

fr or fl

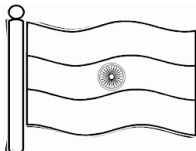
g r or gl



__ower




__ass



__ag



__apes



__og



__ass

4- Complete the cursive writing book up to page No. 45.

5- To learn lesson 1 and 2 of Reader (Book work and Notebook work).

(P.T.O.)

MATHS

1- Arrange the following numbers in ascending order.

30	34	75	46	25	49

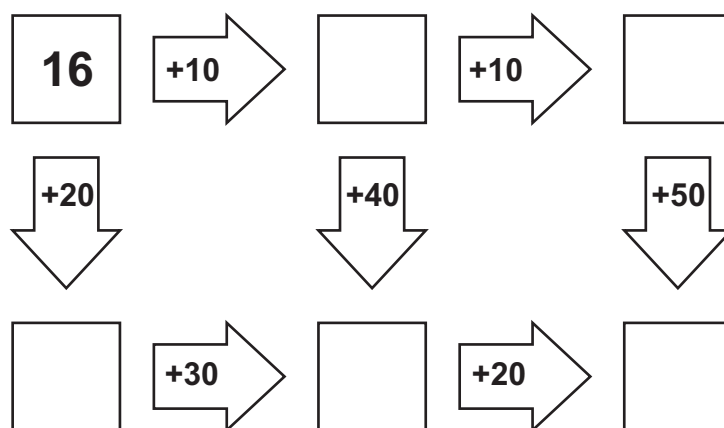
40	39	57	75	44	10

2- Arrange the following numbers in descending order.

90	40	65	30	50	10

69	99	47	15	58	3

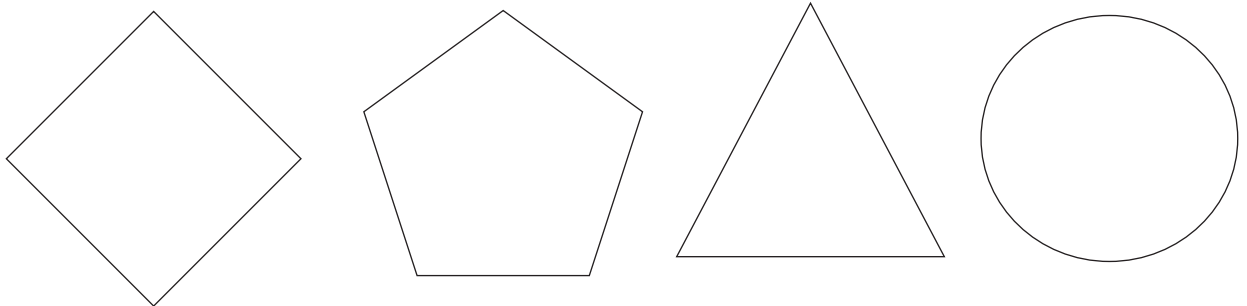
3- Fill the missing numbers.



4- Write the ordinal numbers indicated by the coloured trees.



5- Colour the shape which is closed by 5 sides.



(P.T.O.)

1- Write the body part involved in the following activities.

- (A) While watching TV.
- (B) While running.
- (C) While reading.
- (D) While writing.
- (E) While listening music.

2- Match the following.

- (1) We wear a tie round our (a) shoulders
- (2) We carry our bag on our (b) neck
- (3) We hold a bat with our (c) waist
- (4) We wear shoes on our (d) hands
- (5) We wear a belt round our (e) feet

3- Name the body part hidden inside the word.

- (A) Army (B) Football
- (C) Earth (D) Necklace
- (E) Lady finger (F) Potatoes

4- Rearrange these activities and write in correct order in given space.


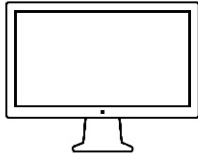
- (A) Going to school.
- (B) Brushing your teeth and taking a bathe.
- (C) Waking up in the morning.
- (D) Taking breakfast.
- (E) Getting ready for the school.

- (A)
- (B)
- (C)
- (D)
- (E)

5- Name and draw any three external parts that we have in pairs in our body in your EVS notebook in lesson 2.

COMPUTER

1- Write down the name of picture given below:



2- Rearrange the jumbled words:

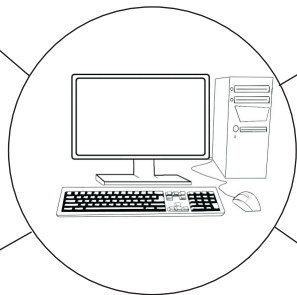
(a) ODBARYEK _____

(b) IVCEDE _____


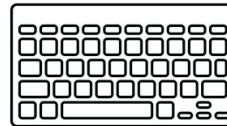
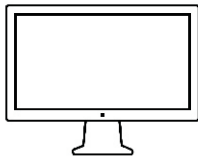
(c) OMEBIL _____

(d) EMOMRY _____

3- Write the name of 5 places where computer is used.




4- Identify the input and output devices and write "I" for input and "O" for output.



5- To learn lesson 1 from book and notebook.

1-Join the dots and colour the picture.



2- Draw Rabbit and paste cotton on it. (In Fair Notebook)

MORAL TEACHING



- 1- What do you think after looking at this picture?
- 2- What will you do in this condition?
